

## AL

### Fully Insulated Premium Passthrough Dishwasher – 500mm Rack W 750mm x D 795mm x H 1530mm

The Washtech Premium Range represents the most technologically advanced dishwashers in the Washtech line up. They are built to deliver the best wash results alongside the latest enhancements such as advanced electronic controllers, enhanced filtration and full thermal and acoustic insulation to provide an optimal operating environment around the machine. Our assured rinse system ensures constantly great rinsing every cycle, while the soft start functionality protects your glassware and crockery.

With a powerful wash pump and the shortest cycle of 40 seconds the Washtech AL is the perfect machine for fast paced kitchens that need a high powered machine designed to keep up with very busy operations.

#### Standard Features

- Autostart on door closure 40, 60 and 90 second cycles
- Washes up to 1,620 plates per hour
- Easy installation supplied complete with:
  - Water supply hose
  - Dual detergent and rinse aid pumps with injector lines
  - Drain pump outlet hose
  - No commissioning required
- Reliable results through robust stainless steel wash and rinse arms with precision stainless jets
- Durable stainless steel construction
- Moffat's Comprehensive 5-2-1 Warranty
- Low hot water consumption of 2.4 litres per cycle
- Soft start ensures great results through progressively pressurising the cycle to provide a consistent and even clean every time
- EcoPower reduces temperatures and energy consumption when machine is not being used
- Full thermal and acoustic insulation (via dual stainless steel panelling) to provide a cooler and quieter operating environment
- Enhanced filtration system that allows you to drain straight from the keypad, with no need to put your hand in the machine

#### Includes:

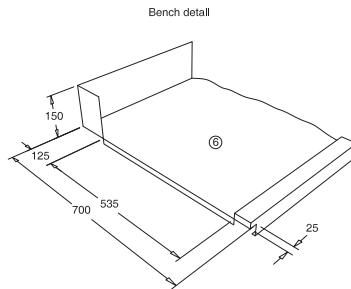
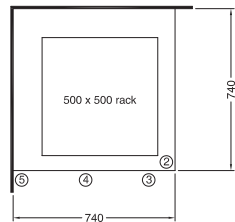
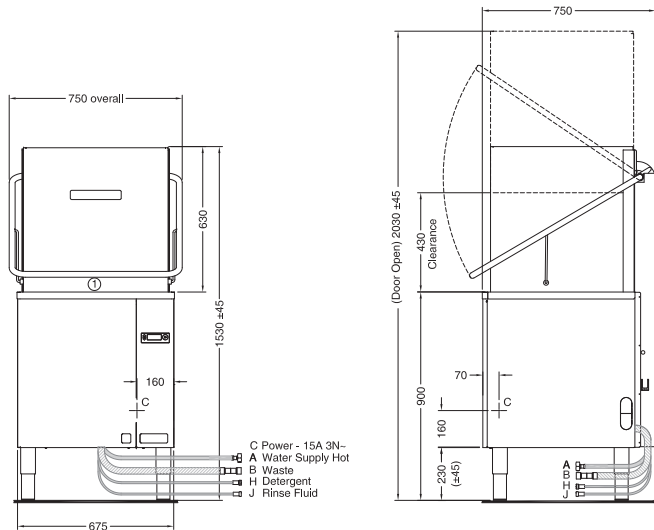
- 2 x 600 70028 - 500mm dish rack
- 1 x 600 70029 - 500mm cup rack
- 1 x C660503 - cutlery container
- 1 x C660508 - cutlery basket



# AL

Fully Insulated Premium Passthrough Dishwash

W 750mm x D 795mm x H 1530mm



**In-line Installation**

① Bench gap 640

**Corner Installation**

- ② wall to front inside corner of wash tank 740
- ③ machine must face left for access to controls
- ④ allow 300 clearance beneath bench to front for service access
- ⑤ splashback return no higher than 150
- ⑥ left side is mirror image

**A Hot Water**

Temperature	65°C
Connection	3/4" male hose supplied
Pressure	200-350kPa
Flow	15 litres per min
Quality	Potable & soft
Backflow Prevention	Dual Check Valve (DCV)
Consumption	2.4 litres per cycle

**B Waste**

Connection	Hose supplied for 38mm open standpipe 750 high or connection to sink trap
------------	---

**C Electrical**

Three phase	415V 50Hz 15A/phase
-------------	---------------------

**Maximum Power Consumption**

Three phase	9.0kW
-------------	-------

**Heating**

Wash	2.5kW
Rinse	6.0kW

**Dimensions**

Width	750mm
Depth	795mm
Height	1530mm
Weight	120kg

**Packed Dimensions**

Width	800mm
Depth	950mm
Height	1475mm
Weight	140kg
Cubicmetres	1.1m <sup>3</sup>

**Water Quality Requirements**

Hardness	ppm	pH
Min	20	7
Max	100	8

Ions	Cl <sup>-</sup>	SO <sub>4</sub>	Fe	Mn	Cu	CL <sub>2</sub>
Max mg/l	100	400	0.1	0.5	0.05	0.1

Refer operator manual for installation instructions



moffat.com.au

Australia  
Moffat Pty Limited

Victoria/Tasmania  
740 Springvale Road  
Mulgrave, Victoria 3170  
Telephone 03-9518 3888  
Facsimile 03-9518 3833  
vsales@moffat.com.au  
www.moffat.com.au

New South Wales  
Telephone 02-8833 4111  
nswsales@moffat.com.au

South Australia  
Telephone 03-9518 3888  
vsales@moffat.com.au

Queensland  
Telephone 07-3630 8600  
qldsales@moffat.com.au

Western Australia  
Telephone 08-9202 6820  
bgarcia@moffat.com.au

**ISO9001**

All Washtech products are designed and manufactured by Washtech using the internationally recognised ISO9001 quality management system, covering design, manufacture and final inspection, ensuring consistent high quality at all times.

In line with policy to continually develop and improve its products, Washtech reserves the right to change specifications and design without notice.



© Copyright Moffat Ltd  
Moffat / 11.16

an Ali Group Company



The Spirit of Excellence